


BAXI BOILERS

Fittings supplied with the product


This sheet illustrates fittings that come packed within the boiler packaging for specific models. It outlines whether the fittings are useable on the boiler as well as which fittings we can provide.

| PRODUCT MODEL | PRODUCT CODE | FITTING KIT INCLUDED |
|--|--------------|----------------------|
| Baxi ECO3 1.24Fi System Boiler 24kW | BX24E | No |
| Baxi Luna3 1.240Fi System Boiler 24kW | BX24 | No |
| Baxi Luna3 1.310Fi System Boiler 31kW | BX31 | No |
| Baxi Luna3 310F Combi Boiler 31kW | BX31COM | No |
| Baxi Luna3 Silver Space 310Fi Combi Boiler | BX31SSCOM | Yes |
| Baxi Nuvola 320Fi Storage Combi 31kW | BX32SCOM | Yes |
| Baxi Luna Duo-tec 1.28 GA System Boiler 28kW | BXDT28 | Yes |
| Baxi Luna Duo-tec 40 GA Combi Boiler 31kW | BXDT40 | Yes |

BAXI LUNA3 SILVER SPACE FITTINGS KIT



1 No: 1/2" Domestic Cold Water Inlet




1 No: 3/4" Gas Inlet to Boiler



2 No: 3/4" Connectors (Heating Flow/Return)




1 No: 1/2" Domestic Hot Water Outlet




View from underneath boiler: Fittings connected

BAXI NUVOLA 320FI STORAGE COMBI FITTINGS KIT



1 No: 3/4" Gas Inlet to Boiler




1 No: 1/2" Domestic Cold Water Inlet



1 No: 1/2" Domestic Hot Water Outlet




2 No: 3/4" Connectors (Heating Flow/Return)



View from underneath boiler: Fittings connected


LUNA DUO-TEC (1.28 GA AND 40 GA) FITTINGS KIT



1 No: 3/4" x 15mm Gas Inlet to Boiler (Does not connect direct to boiler)




1 No: 10mm x 20mm water connector (Connects direct to boiler)



2 No: 3/4" x 3/4" Straight (Does not connect direct to boiler)



2 No: 1/2" x 1/2" Straight (Does not connect direct to boiler)



View from underneath boiler: Fittings connected

FITTINGS AVAILABLE THAT CONNECT TO ALL BAXI BOILER MODELS

It is necessary to select the suitable connection type off the boiler, e.g. straight connection or 90 degree bend, to suit the installation.

Each boiler will require a gas connection, flow/return connection and a water tap connection. Gas connection and flow/return connections are available from Central Heating New Zealand.



BXCKGT: Baxi Gas Tap
G3/4 Straight



BXCKGT90: Baxi Gas
Tap G3/4 90 Degrees



BXCKHT: Baxi Heating
Flow Tap G3/4 Straight



BXCKHT90: Baxi
Heating Flow Tap G3/4
90 Degrees