


Cold Water Storage Tanks
VKG-HC, VKGE-HC serie
(Hot & Cold)



info

Cold Water Storage Tanks

VKG-HC, VKGE-HC series (Hot & Cold)

The VKG-HC series contains insulated tanks for "HOT & COLD" applications, which are usually used to increase thermal inertia of the device. Suitable for heat pumps to avoid compressor/generator restarts. VKG-HC have two additional couplings dedicated for an optional additional source.

Material: carbon steel

External covering

Model	Type	Usage	
VKG-HC	coloured PVC	indoor	1
VKGE-HC	embossed aluminium sheet	outdoor	2

Insulation


Capacity (l)	Type
from 100 to 1000	High density rigid polyurethane foam
from 1500	Closed cell polyethylene foam + Flexible polyurethane foam

Operational limits

Min temperature	Max temperature	Max pressure
-10 °C	90 °C	5 bar

 **Standard Accessories:** see pag. 128

 **Special versions:** see pag. 129



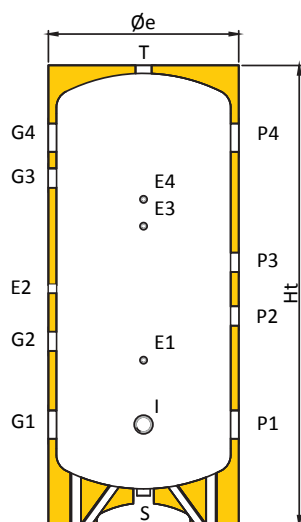
TESTED

Capacity l	VKG-HC vertical, coloured PVC		VKGE-HC vertical, embossed al. sheet		Energy label	With packaging, vertical	
	Code	Price	Code	Price		Dimensions cm	Weight kg
100	817010084X		817010168H8X		B	49x49x107	25
200	817010085X		817010169H8X		C	54x54x146,1	36
300	817010086X		817010170H8X		B	64x64x180	48
500	817010087X		817010171H8X		C	74x74x184,1	80
800	817010088X		817010172H8X		B	105X105X230	106
1000	817010089X		817010173H8X		B	105X105X239	130
1500	817010090X				C	130X130X238	218
2000	817010091X				C	140X140X270	260
2500	817010177X					150X150X249	293
3000	817010178X					150X150X299	340
4000	817010179X					170X170X306	490
5000	817010180X					190X190X310	580

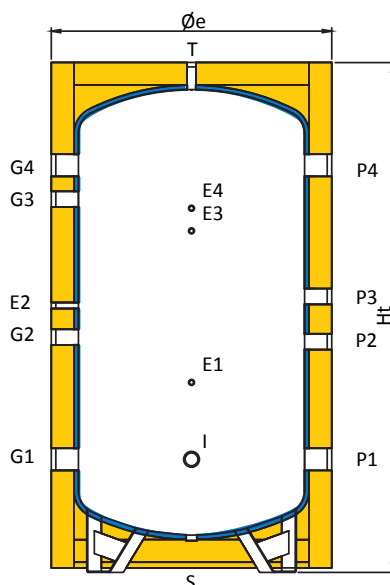
Cold Water Storage Tanks: Dimensions

VKG-HC, VKGE-HC series

100 < cap. < 1.000



1.500 < cap. < 5.000



Legend

E1..4	Probe/Thermostat
G1	Return from heating
G2	Auxiliary-free
G3	Flow to low temperature heating
G4	Flow to high temperature heating
I	Electrical resistor
P1	Auxiliary-free
P2	Return from energy source
P3	Auxiliary-free
P4	Flow to energy source
S	Drain
T	Vent

Couplings chart

Cap. l	E1 - E3 inch	E2 - E4 inch	G1 inch	G2 - G3 inch	G4 inch	I inch	P1 inch	P2 - P3 inch	P4 inch	S - T inch
100	1/2'	-	1 1/2	1 1/2	1 1/2	2'	1 1/2	-	1 1/2	1 1/4
200	1/2'	-	1 1/2	1 1/2	1 1/2	2'	1 1/2	-	1 1/2	1 1/4
300	1/2'	1/2'	2'	1 1/2	2'	2'	2'	1 1/2	2'	1 1/4
500	1/2'	1/2'	3'	2'	3'	2'	3'	2'	3'	1 1/4
800	1/2'	1/2'	3'	2'	3'	2'	3'	2'	3'	1 1/2
1000	1/2'	1/2'	3'	2'	3'	2'	3'	2'	3'	1 1/2
1500	1/2'	1/2'	3'	2'	3'	2'	3'	2'	3'	2'
2000	1/2'	1/2'	3'	2'	3'	2'	3'	2'	3'	2'
2500	1/2'	1/2'	4'	2'	4'	2'	4'	2'	4'	2'
3000	1/2'	1/2'	4'	2'	4'	2'	4'	2'	4'	2'
4000	1/2'	1/2'	4'	2'	4'	2'	4'	2'	4'	2'
5000	1/2'	1/2'	4'	2'	4'	2'	4'	2'	4'	2'

Height chart


Cap. l	Øe mm	Ht mm	R* mm	E1 mm	E2 mm	E3 mm	E4 mm	G1 mm	G2 mm	G3 mm	G4 mm	I mm	P1 mm	P2 mm	P3 mm	P4 mm	S mm	T mm
100	460	950	1056	395	-	655	-	285	445	605	765	285	285	-	-	765	125	950
200	510	1341	1435	520	-	920	-	320	580	850	1120	320	320	-	-	1120	125	1341
300	610	1685	1793	555	895	1055	1155	355	645	1255	1405	355	355	780	980	1405	130	1685
500	760	1721	1882	620	885	1120	1220	380	690	1300	1450	380	380	785	985	1450	140	1721
800	1010	1920	2170	740	985	1215	1315	395	785	1395	1545	395	395	920	1120	1545	125	1920
1000	1010	2175	2410	1045	1245	1495	1645	395	1035	1645	1805	395	395	1000	1200	1805	125	2175
1500	1240	2255	2574	840	1180	1510	1610	500	1040	1650	1800	500	500	1020	1220	1800	165	2255
2000	1340	2575	2903	885	1450	1815	1915	505	1345	1955	2105	505	505	1180	1380	2105	155	2575
2500	1490	2370	2800	1015	1255	1515	1665	565	1005	1615	1865	565	565	1115	1315	1865	180	2370
3000	1490	2870	3234	1315	1755	1815	1965	565	1505	2115	2365	565	565	1365	1565	2365	180	2870
4000	1640	2940	3367	1340	1780	1840	1990	590	1530	2140	2390	590	590	1390	1590	2390	160	2940
5000	1840	2980	3503	1350	1790	1850	2000	600	1540	2150	2400	600	600	1400	1600	2400	140	2980

R*: Reversal quota



Download additional content

 go.forinigroup.it/eng/content



fiorini

Fiorini Industries S.r.l.
Ph. +39 0543 723197 – Fax +39 0543 720413
Via Zampeschi 119 – 47122 Forlì (FC) – Italy
www.forinigroup.it