

# Cold Water Storage Tanks

## VKG-HC, VKGE-HC series (Hot & Cold)

The VKG-HC series contains insulated tanks for "HOT & COLD" applications, which are usually used to increase thermal inertia of the device. Suitable for heat pumps to avoid compressor/generator restarts. VKG-HC have two additional couplings dedicated for an optional additional source.

**Material:** carbon steel

### External covering

Model	Type	Usage
VKG-HC	coloured PVC	indoor
VKGE-HC	embossed aluminium sheet	outdoor

1

2

### Insulation


Capacity (l)	Type
from 100 to 1000	High density rigid polyurethane foam
from 1.500	Closed cell polyethylene foam + Polyester Fiber

### Operational limits

Min temperature	Max temperature	Max pressure
-10 °C	90 °C	6 bar

 **Standard Accessories:** see pag. 128

 **Special versions:** see pag. 129



**TESTED**

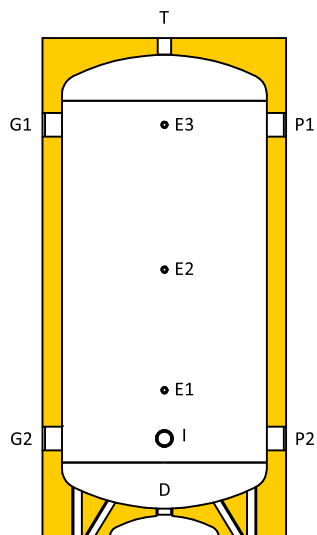
CHNZ SKU:  
TS500HC4

Capacity l	VKG-HC vertical, coloured PVC		VKGE-HC vertical, embossed al. sheet		Energy label	With packaging, vertical	
	Code	Price	Code	Price		Dimensions cm	Weight kg
100	817010084X		817010168H8X		B	49x49x107	30
200	817010085X		817010169H8X		C	54x54x146,1	43
300	817010086X		817010170H8X		B	64x64x180	56
500	817010087X		817010171H8X		C	74x74x184,1	90
750	817010214X		817010214H8X		C	95x95x178	121
1000	817010089X		817010173H8X		C	105x105x209	148
1500	817010090X				C	130x130x238	239
2000	817010091X				C	140x140x270	287
2500	817010177X					150x150x249	329
3000	817010178X					150x150x299	378
4000	817010179X					170x170x306	535
5000	817010180X					190x190x310	660

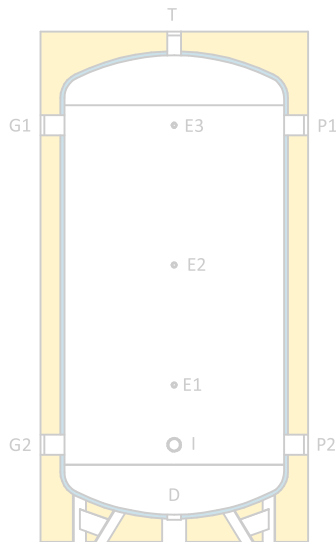
# Cold Water Storage Tanks: Dimensions

## VKG-HC, VKGE-HC series

500L VKG-HC4



1.500 ≤ cap. ≤ 5.000



### Couplings legend

<b>D</b>	Drain
<b>E1</b>	Probe / Thermometer
<b>E2</b>	Probe / Thermometer
<b>E3</b>	Probe / Thermometer
<b>G1</b>	From plant
<b>G2</b>	To plant
<b>I</b>	Electrical resistor
<b>P1</b>	To energy source
<b>P2</b>	From energy source
<b>T</b>	Vent

### Couplings chart

Cap. l	D inch	E1 inch	E2 inch	E3 inch	G1 inch	G2 inch	I inch	P1 inch	P2 inch	T inch
100	1 1/4	1/2"	1/2"	1/2"	1 1/2	1 1/2	2"	1 1/2	1 1/2	1 1/4
200	1 1/4	1/2"	1/2"	1/2"	1 1/2	1 1/2	2"	1 1/2	1 1/2	1 1/4
300	1 1/4	1/2"	1/2"	1/2"	2"	2"	2"	2"	2"	1 1/4
500	1 1/4	1/2"	1/2"	1/2"	3"	3"	2"	3"	3"	1 1/4
750	1 1/2	1/2"	1/2"	1/2"	3"	3"	2"	3"	3"	1 1/2
1000	1 1/2	1/2"	1/2"	1/2"	3"	3"	2"	3"	3"	1 1/2
1500	2"	1/2"	1/2"	1/2"	3"	3"	2"	3"	3"	2"
2000	2"	1/2"	1/2"	1/2"	3"	3"	2"	3"	3"	2"
2500	2"	1/2"	1/2"	1/2"	4"	4"	2"	4"	4"	2"
3000	2"	1/2"	1/2"	1/2"	4"	4"	2"	4"	4"	2"
4000	2"	1/2"	1/2"	1/2"	4"	4"	2"	4"	4"	2"
5000	2"	1/2"	1/2"	1/2"	4"	4"	2"	4"	4"	2"

CHNZ SKU: TS500HC4

### Size chart

Cap. l	Øe mm	Ht mm	R* mm	D mm	E1 mm	E2 mm	E3 mm	G1 mm	G2 mm	I mm	P1 mm	P2 mm
100	460	950	1060	125	425	610	760	760	290	290	760	290
200	510	1335	1430	125	490	835	1140	1140	290	290	1140	290
300	610	1680	1790	130	555	935	1405	1405	355	355	1405	355
500	760	1735	1895	140	585	935	1435	1435	385	385	1435	385
750	910	1765	1990	125	595	995	1445	1445	395	395	1445	395
1000	1010	2075	2310	125	625	1115	1715	1715	415	415	1715	415
1500	1220	2245	2560	165	700	1250	1800	1800	500	500	1800	500
2000	1320	2565	2885	155	805	1405	2105	2105	505	505	2105	505
2500	1470	2360	2785	180	765	1315	1865	1865	565	565	1865	565
3000	1470	2860	3220	180	865	1565	2365	2365	565	565	2365	565
4000	1620	2930	3350	160	890	1590	2390	2390	590	590	2390	590
5000	1820	2970	3485	140	900	1600	2400	2400	600	600	2400	600

CHNZ SKU: TS500HC4

R\*: Reversal quota