

Bi2 SMART S1



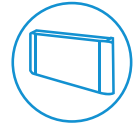
Compatible with:
SIOS
CONTROL

Ultraslim fan coil units, SL and ~~SLR~~ versions



TOTAL FLAT DESIGN

Linear aesthetics (with bottom suction system) for maximum integration with the surrounding architecture.




FEATURES

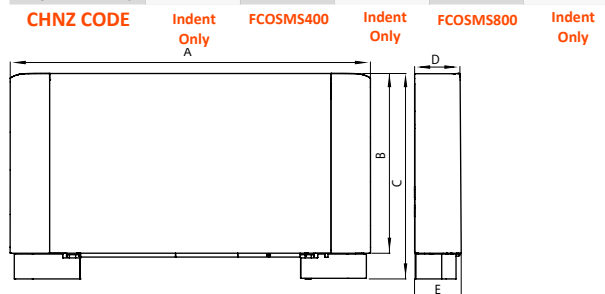
- Air Conditions, Dehumidifies, Heats and Filters.
- Fan coil unit with integrated radiant panel (SLR version).
- Compact: Thickness min 12.9 cm - max 15 cm
- Range consisting of 5 power models (4 for the SLR version)
- Brushless DC motor
- Metal front, Smart sides in ABS
- Total Flat aesthetic with air extraction system from the bottom side
- Standard configuration with short delivery grille, symmetrical, for installation of the touch controls possible on site
- Available in the colours: White RAL 9003

LAYOUT, DIMENSIONS, WEIGHT

1. Valve with thermoelectric actuator (accessory kit)
2. Tubular radiant heating panel (~~SLR version~~)
3. High-efficiency battery
4. Water temperature probe
5. High-efficiency tangential fan
6. Condensation trap
7. Brushless DC motor inverter
8. Electronic control (accessory kit)



		200	400	600	800	1000
A	mm	759	959	1159	1359	1559
B	mm	579	579	579	579	579
C	mm	659	659	659	659	659
D	mm	129	129	129	129	129
E	mm	150	150	150	150	150
Weight SL	kg	11,5	13	15,5	18,5	21,5
Weight SLR	kg	13,5	15,5	19,5	22,5	-



INSTALLATION

Installation floor mounted, wall mounted or (only for SL versions) ceiling-mounted.*



* Ceiling installation: kits required for ceiling installation and foot kit. Present version of foot kit specifically for ceiling installation.

TECHNICAL DATA						200			400			600			800			1000		
SL Smart S1 inverter						02122			02123			02124			02125			02126		
SLR Smart S1 inverter						02127			02128			02129			02130			-		
Fan speed						Lower	Middle	High	Lower	Middle	High	Lower	Middle	High	Lower	Middle	High	Lower	Middle	High
Total power output in cooling mode	a27/19 - w7/12	(a)	(E)	kW		0.38	0.71	0.82	0.91	1.34	1.74	1.50	2.10	2.54	1.98	2.69	3.29	2.17	3.25	3.78
Sensitive power output in cooling mode	a27/19 - w7/12	(a)	(E)	kW		0.26	0.50	0.64	0.65	1.02	1.25	1.10	1.56	1.94	1.54	2.09	2.54	1.71	2.42	2.98
Fluid flow rate	a27/19 - w7/12	(a)		l/h		66.2	123.3	142.9	157.6	232.0	302.5	259.2	363.1	440.3	341.9	464.7	570.0	374.8	561.4	654.8
Water side head loss	a27/19 - w7/12	(a)	(E)	kPa		3.8	10.6	13.1	2.4	5.5	8.2	7.5	14.2	19	7.3	13.8	18.7	5.7	13.1	18.2
Total power output in heating mode	a20/15 - w50/-	(b)	(E)	kW		0.64	0.84	1.05	1.25	1.65	2.31	1.75	2.56	3.12	2.21	3.10	4.10	3.05	3.77	4.67
Fluid flow rate	a20/15 - w50/-	(b)		l/h		66.2	123.3	142.9	157.6	232.0	302.5	259.2	363.1	440.3	341.9	464.7	570.0	374.8	561.4	654.8
Water side head loss	a20/15 - w50/-	(b)	(E)	kPa		3.2	8.8	10.9	2.0	4.6	6.8	6.2	11.8	15.8	6.1	11.5	15.5	4.7	10.9	15.1
Total power output in heating mode	a20/15 - w45/40	(c)	(E)	kW		0.54	0.70	0.88	1.06	1.39	1.94	1.46	2.14	2.60	1.85	2.60	3.44	2.56	3.16	3.91
Fluid flow rate	a20/15 - w45/40	(c)		l/h		91.9	119.9	150.0	181.9	238.1	330.3	250.6	365.7	444.6	316.6	444.8	587.9	438.1	541.0	668.5
Water side head loss	a20/15 - w45/40	(c)	(E)	kPa		5.7	8.8	12.2	2.9	4.8	7.9	5.8	11.8	16.0	4.1	8.9	14.2	6.4	9.8	13.9
Absorbed power			(E)	W		5	7	11	6	9	19	7	11	20	8	12	24	9	14	27
Sound Power Lw (A)			(E)	dB(A)		38	45	52	39	46	53	41	47	53	42	48	54	42	48	54
Sound pressure Lp (A)			(d)	dB(A)		29	36	43	30	37	44	32	38	44	33	39	45	33	39	45
Air flow rate			(f)	m3/h		100	130	160	190	250	320	280	360	460	350	450	575	400	510	650
Battery water content				l				0.47			0.8			1.13			1.46			1.8
Maximum operating pressure				bar				10			10			10			10			10
Hydraulic fittings				inch				Eurocone 3/4			Eurocone 3/4			Eurocone 3/4			Eurocone 3/4			Eurocone 3/4
Electrical power supply				V/ph/Hz				230/1/50			230/1/50			230/1/50			230/1/50			230/1/50
SLR ONLY	Max static heating efficiency (50°C)			kW				0.37			0.42			0.5			0.62			-
	Max static heating efficiency (70°C)			kW				0.59			0.71			0.84			1.04			-
	Water content of the radiant panel			l				0.19			0.27			0.35			0.43			-

The above services refer to the following operating conditions:
 (a) Cooling mode at standard conditions: air temperature 27°C b.s., 19°C b.u., water inlet temperature 7°C, water outlet temperature 12°C
 (b) Heating mode conditions of use 1: air temperature 20°C b.s., 15°C b.u. max, water inlet temperature 50°C, water flow equal to the cooling water standard condition
 (c) Heating mode standard conditions: air temperature 20°C b.s., 15°C b.u. max, water inlet temperature 45°C, water outlet temperature 40°C

(d) Sound pressure level valid for closed rooms with a volume of 100 m3 with a reverberation time of 0.5 s and installation on the floor/ceiling, sound emission on 1/4 sphere at 3 m distance
 (E) Eurovent certified data
 (f) Air flow rate measured with clean filters

ACCESSORIES		SL	SLR
Included	B0872 On-board autonomous flat touch control kit	⊙	○
	B0873 Electronic contacts/0-10V remote control kit	○	○
	B0736 Wall-mounted Modbus chrono-thermostat kit	○	○
	B0921 Contact touch wall-mounted thermostat kit	○	○
FCDV2 FCDV3	B0633 LH RH connection rotation extension kit	○	○
	B0832 2-way valve group kit with 4-wire actuator	⊙	○
	B0834 3-way valve group kit with 4-wire actuator	⊙	○
	B0205 Manual 2-way valve group kit	○	○
	B0204 Manual 2-way valve insulation kit	○	○
	B0200 Adapter connection kit for 1/2" gas thread	○	○
	B0201 Adapter connection kit for 3/4" gas thread	○	○
B0203 Eurokonus 90° bending connection kit	○	○	

ACCESSORIES		SL	SLR
AESTHETIC KITS	B0938 Floor mounting bracket kit	○	○
	B0937 Aesthetic kit feet for covering	○	○
	B0982 Aesthetic ceiling feet kit	○	○
	B0520 Ceiling mount kit (condensation trap)	200	○
	B0521 Ceiling mount kit (condensation trap)	400	○
	B0522 Ceiling mount kit (condensation trap)	600	○
	B0523 Ceiling mount kit (condensation trap)	800	○
	B0524 Ceiling mount kit (condensation trap)	1000	○

○ Optional accessory | ⊙ Accessory not compatible

Accessory description on page 92