


Core Range

Welcome to Central Heating's – Core Range. We are so happy to supply our products to you. To make it easier for you we have a list of core products that will be supplied in your store. For Central Heating New Zealand, our brand is important and below is an example of the product bins and how we require these to be displayed.

Product display example



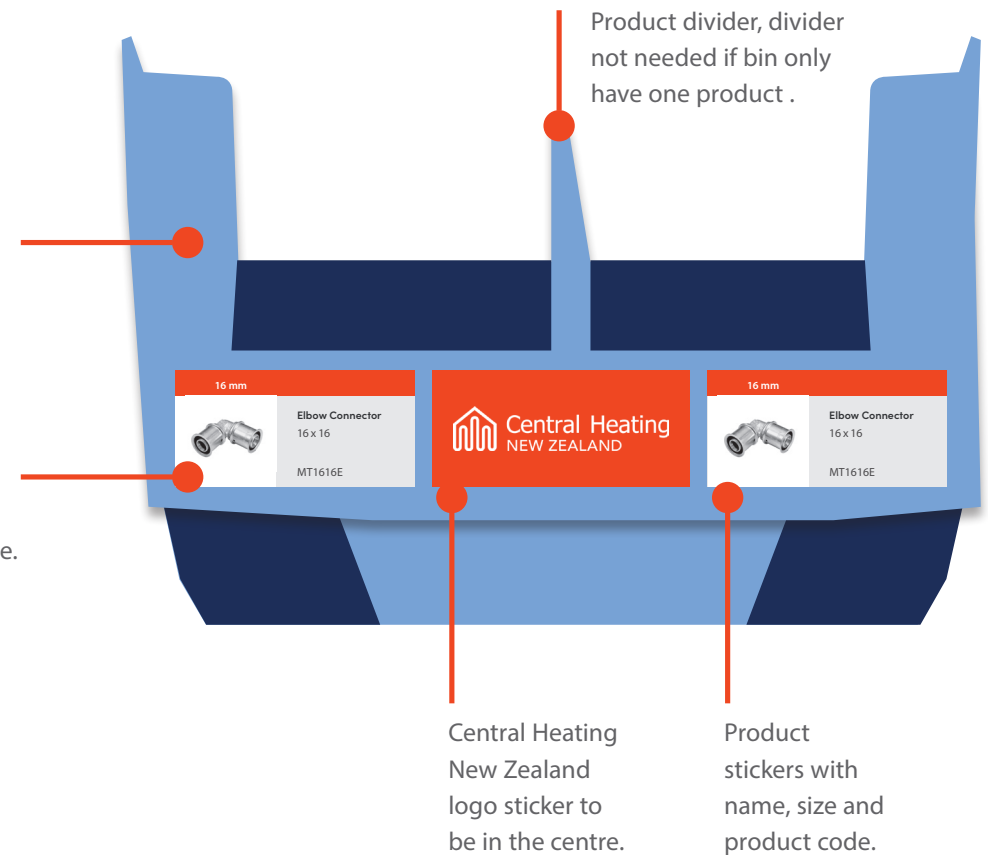
Central Heating New Zealand banner positioned at the top center of the shelving rack.

Product bins supplied by Central Heating New Zealand.

Product stickers with name, size and product code.

Product bins x6 across with labels.

Product bin example



Core Range Layout

The bins must go in order and fit across the width of their shelving. In most cases, 6 bins will fit across a shelf.



MT1616E/MT161616



MT1616J/MT1612FT



MT1612MT/MT16EC



MTP16JG/MT2020E



MT2020J/MT2016



MT201616/MT201620



MT202016/MT202020



MT2034MT/MT2034FT



MT2034FTSV/MT20EC



MT2525E/MT2516



MT2520



MT251625



MT251620/MT252020



MT252025/MT252525



MT251FT




MT251MT



MT2525J/MT2534FT



MT2534MT/MT25EC



MT3232E



MT323232



MT321FT



MT321MT



MT3232J



CONMT1634/CONMTPERT



CPCLIPS16/CPCLIPS20



CPCLIPS25/CROS16MMW



DLVBANG/DLVBSTR



VAAV/VAAVN



FXCLE290/FXPRO290



FXPRO400EX/TIEWIRE